

**FF3767**

⌚ 60

Switch 1/2 rail 60 DX

Switch for single cyclorama Rail Type 60 to connect parking rails or feeding rails to the main curtain rail. Closed loop curtain systems require switches for inserting or removing curtains for maintenance. (To order the left version use code FF3767SX).



material: steel



finish: grey powder coating with orange peel finish RAL 7016



weight: **5 kg**  
11.023 lb



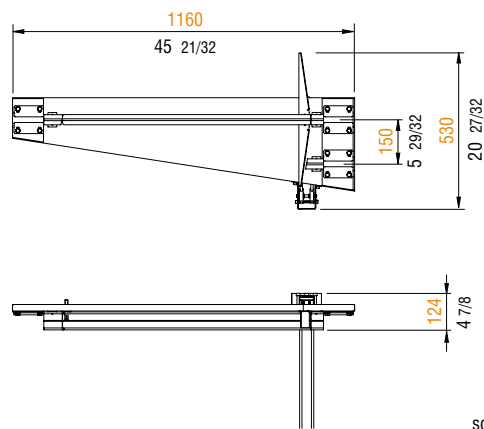
volume: NA



max. load: NA



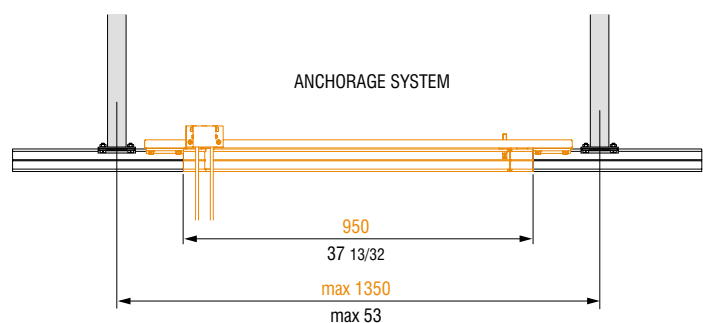
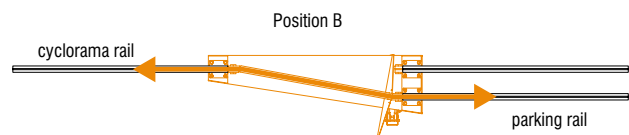
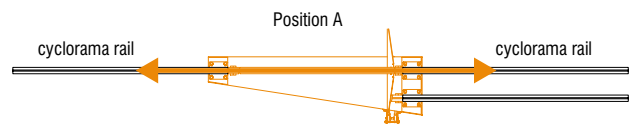
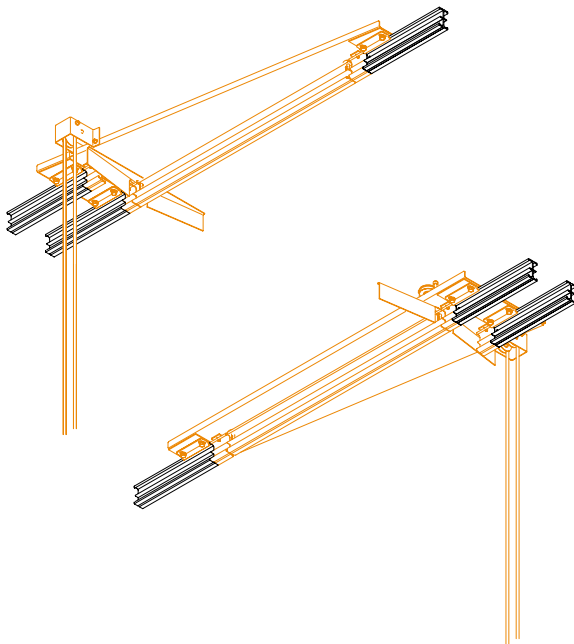
weight: NA




scale 1:25

8

**APPLICATIONS**



Metric measurements should be taken as reference. Imperial values have been calculated from metric and rounded to nearest 1/32 inch.   
**IMPORTANT:** installation must be carried out by qualified personnel and in accordance with the safety regulations of the country/region of installation.