

FF3740Y040



Cyclorama tower

Tower to tension cyclorama curtains evenly. For curtain systems above 5,0m (16 feet) the use of towers are strongly recommended. Lock the brake at the carriage and turn the floor stopper down to secure the position of the tower.

The tower makes it easy to pull long and heavy curtains in or out the parking area or for moving them along the cyclorama rails.

Each tower is manufactured according the height of the curtain. To order a tower the distance "H" between the floor and the rail system is required.



material: steel



finish: grey powder coating with orange peel finish RAL 7016



weight: NA



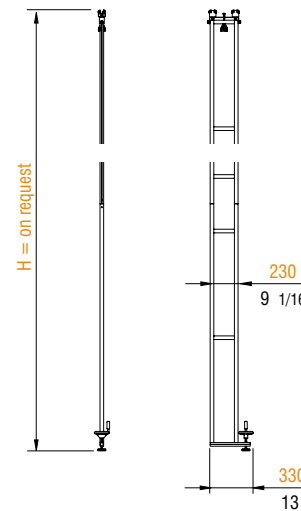

volume: NA



max. load: NA



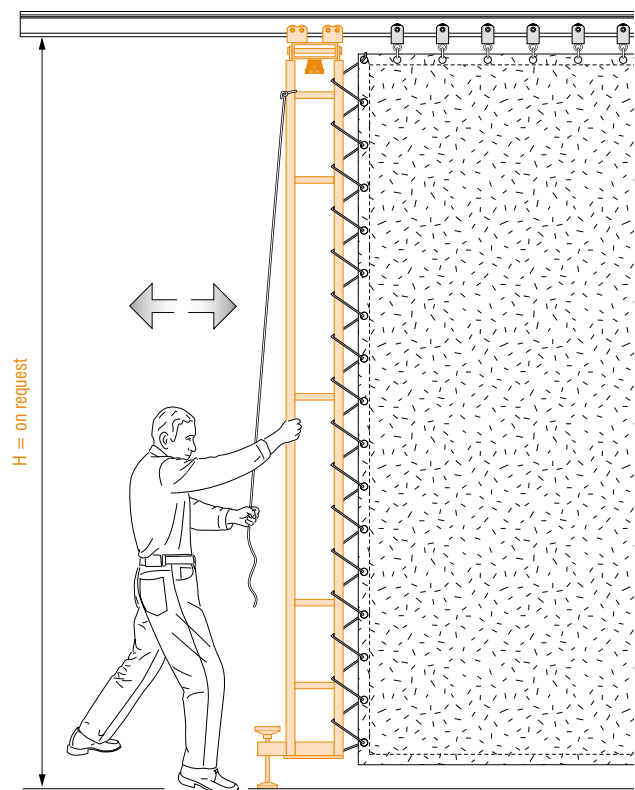
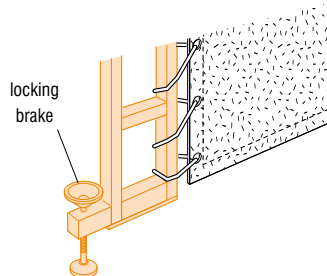
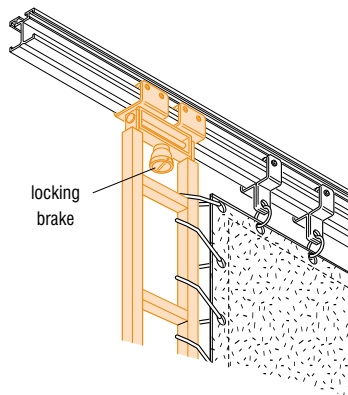
weight: NA



scale 1:0

8

APPLICATIONS



Metric measurements should be taken as reference. Imperial values have been calculated from metric and rounded to nearest 1/32 inch.
IMPORTANT: installation must be carried out by qualified personnel and in accordance with the safety regulations of the country/region of installation.