




TELESCOPIC DROP-ARM - STIRUPP version






- FF3842ST: Extension 44cm up to 65cm (17" to 25")
- FF3841ST: Extension 73cm up to 123cm (28" to 48")
- FF3840ST: Extension 113cm up to 200cm (44" to 78")
- FF3844YST25: Extension 138cm up to 250cm (48" to 102")
- FF3844YST30: Extension 163cm up to 300cm (68" to 122")
- FF3844YST35: Extension 188cm up to 350cm (78" to 142")
- FF3844YST40: Extension 213cm up to 400cm (88" to 162")

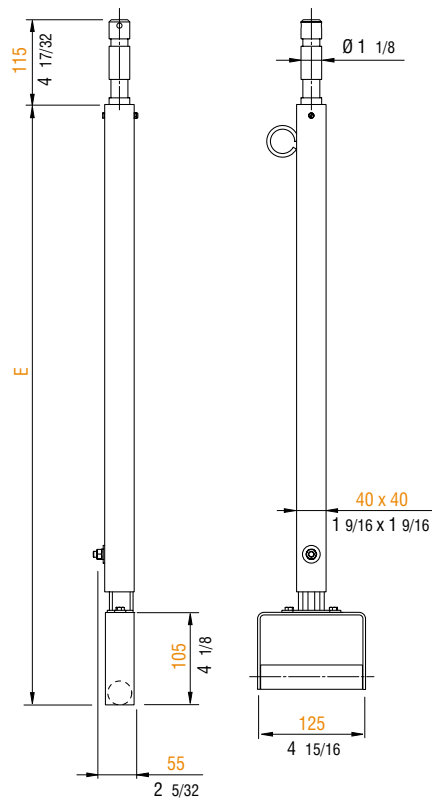
 material: steel

 max. load: 40 kg
88 lb

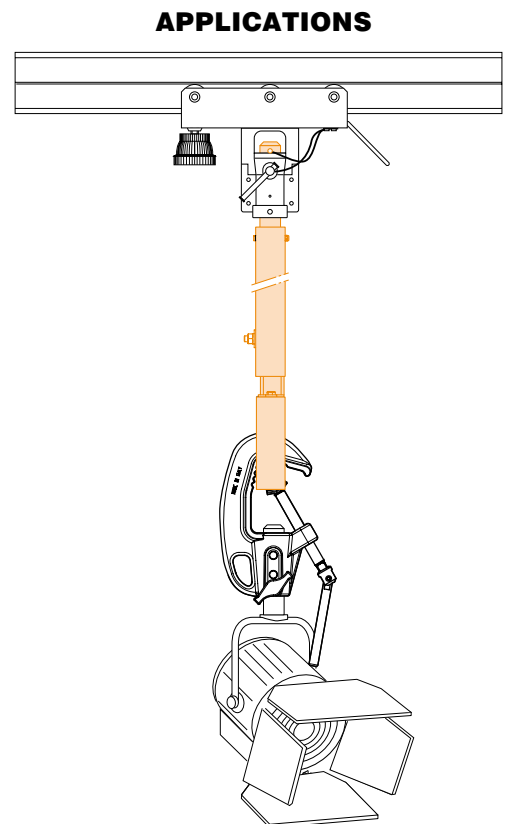
 finish: grey powder coating with orange peel finish RAL 7016


Extendable bracket with a 1 1/8" spigot on the top and a universal head (1-1/8"F +5/8"F + 5/8" male) on the bottom; can be mounted on carriages or fixed clamps (eg art FF3865). Extension position is locked by tightening nut.

		FF3842ST	FF3841ST	FF3840ST	FF3844ST25	FF3844ST30	FF3844ST35	FF3844ST40
 MIN:	mm	440	730	1130	1495	1745	1995	2245
	inch	17 5/16	28 3/4	44 15/32	58 27/32	68 11/16	78 17/32	88 3/8
 MAX:	mm	650	1230	2000	2615	3115	3615	4115
	inch	25 19/32	48 7/16	78 3/4	102 15/16	122 5/8	142 5/16	162
 weight:	kg	2,00	3,10	4,20	5,90	7,00	7,70	8,25
	lb	4,41	6,83	9,26	13,00	15,43	16,98	18,19
 volume:	cu m	0,0040	0,0060	0,0080	0,0100	0,0120	0,0150	0,0160
	cu ft	0,1412	0,2119	0,2825	0,3531	0,4238	0,5297	0,5650
 weight:	kg	2,89	3,99	5,09	6,79	8,59	7,89	9,14
	lb	6,37	8,79	11,22	14,97	19	17,39	20,15



scale 1:10



Metric measurements should be taken as reference. Imperial values have been calculated from metric and rounded to nearest 1/32 inch. 
IMPORTANT: installation must be carried out by qualified personnel and in accordance with the safety regulations of the country/region of installation.