

FF3540

IFF 60

Detachable carriage with brake

One side of the carriage can be removed to attach or detach the carriage to/from the IFF Rail 60. Spring-loaded brake pad holds carriage in position. To release the brake pull down on wire with operating pole. Spring pantographs FF3512 and FF3514 can be mounted directly onto the carriage without additional male/female connections between carriage and pantograph. This very compact design offers a great advantage for studios with low ceilings.



material: steel



finish: grey powder coating with orange peel finish RAL 7016



weight: **1,400 kg**
3,086 lb



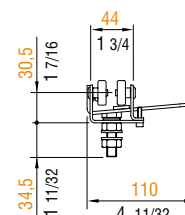
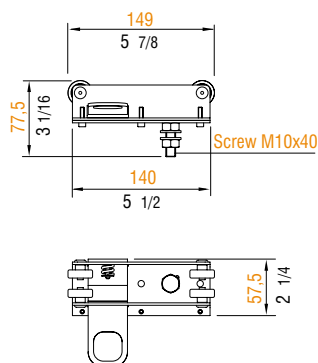
volume: **0,0070 cu m**
0,2473 cu ft



max. load: **90 kg**
198 lb

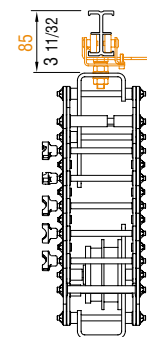
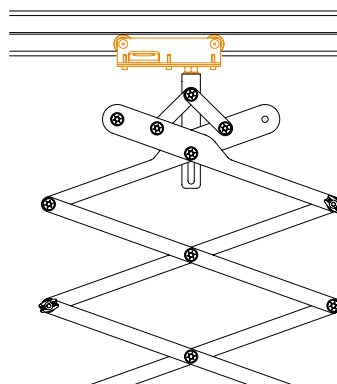
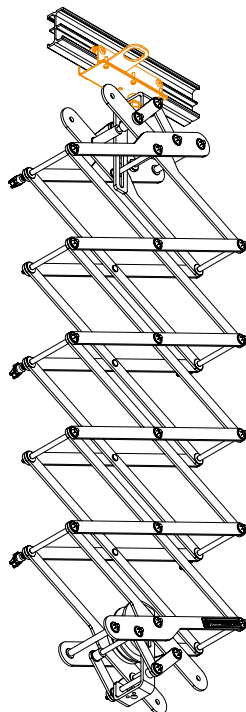


weight: **1,48 kg**
3,26 lb



scale 1:7,5

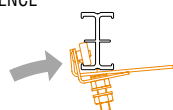
APPLICATIONS



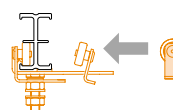
scale 1:10

ASSEMBLY
SEQUENCE

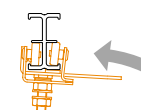
1



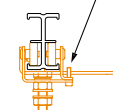
2



3



4



Lok the
3 screws