

FF3235

FF 60

Double carriage with brakes

Double carriage with spring-loaded brake pads on each section.
To release the brake pull down on wire with operating pole.
Used to connect a mobile rail to a fixed rail.



material: steel



finish: grey powder coating with orange peel finish RAL 7016



weight: 0,580 kg
1,278 lb



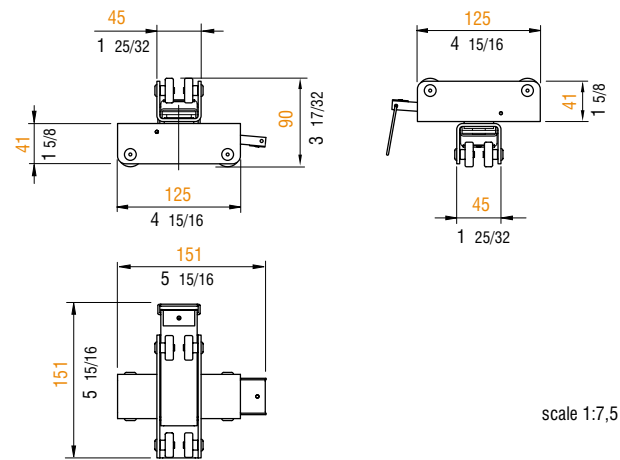
volume: 0,0007 cu m
0,0247 cu ft



max. load: 100 kg
220 lb



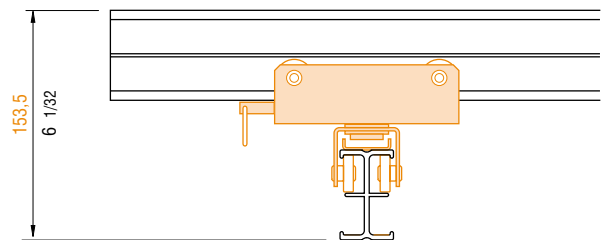
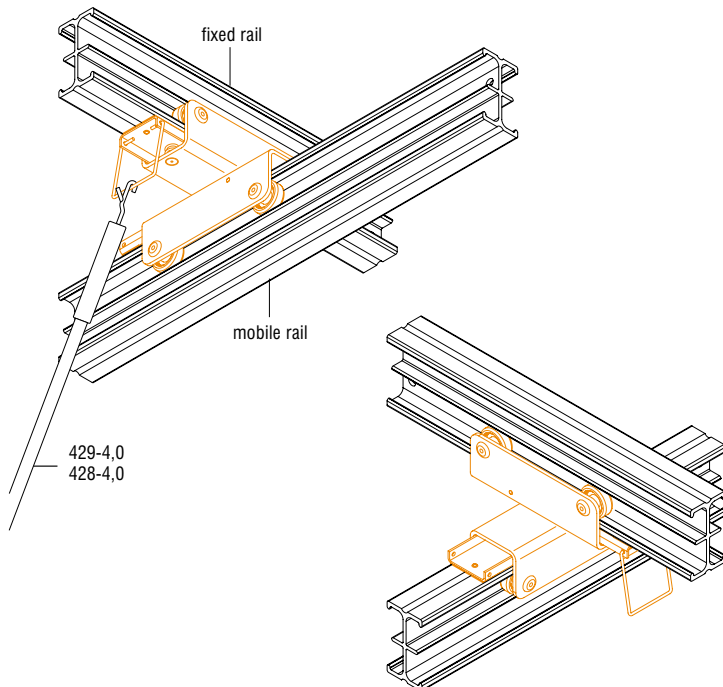
weight: 0,640 kg
1,410 lb



scale 1:7,5

6

APPLICATIONS



scale 1:5

Metric measurements should be taken as reference. Imperial values have been calculated from metric and rounded to nearest 1/32 inch. **IMPORTANT:** installation must be carried out by qualified personnel and in accordance with the safety regulations of the country/region of installation.