

**FF3661**

50

60

End stop (kit of 4)

Mount the end stops in the holes at the end of each rail to prevent carriages leaving the rail.

material: black plastic

finish: NA

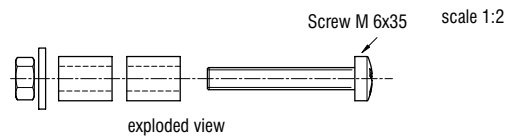
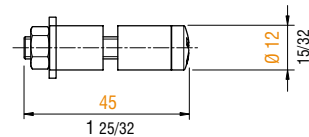

weight: 0,052 kg  
0,115 lb

volume: 0,0004 cu m  
0,0141 cu ft

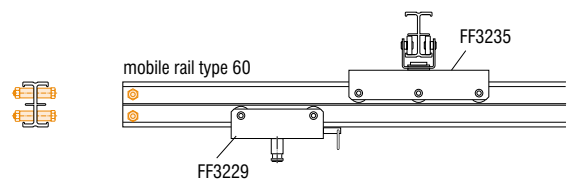
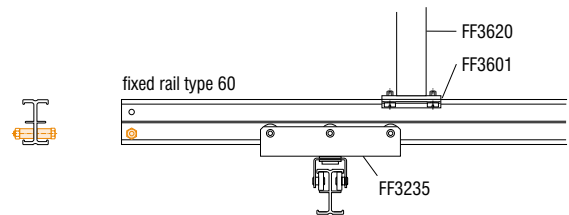
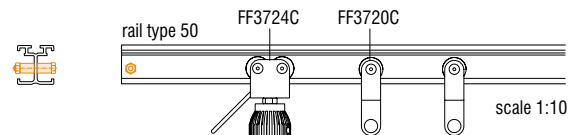
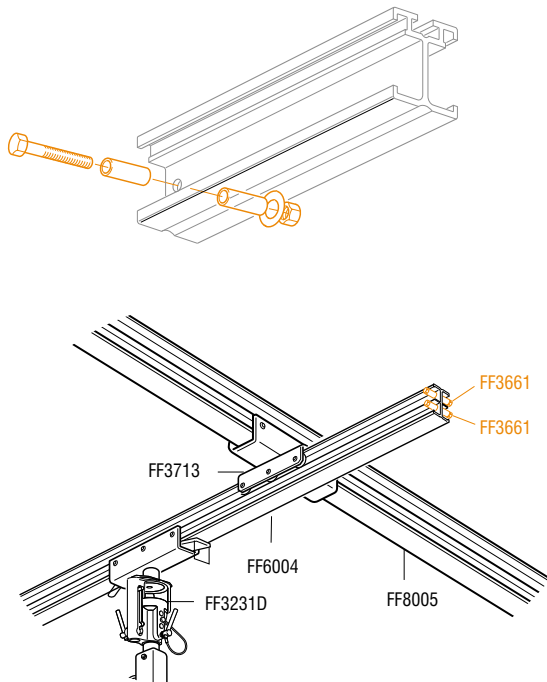
max. load: NA

weight: 0,052 kg  
0,115 lb

3



**APPLICATIONS**



End stops are required on both ends of all rails whether fixed or mobile to prevent carriages leaving the rail. They are mounted into the holes at the rail end after all carriages have been mounted.

Metric measurements should be taken as reference. Imperial values have been calculated from metric and rounded to nearest 1/32 inch.   
IMPORTANT: installation must be carried out by qualified personnel and in accordance with the safety regulations of the country/region of installation.