



Rails 50

- FF5003: length 3000mm – 118 1/8"
- FF5004: length 4000mm – 157 15/32"
- FF5005: length 5000mm – 196 27/32"

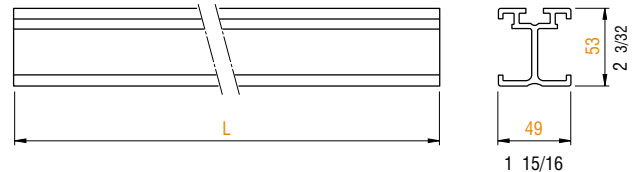
 material: aluminium

 finish: silver

		FF5003	FF5004	FF5005
W width:	mm	3000	4000	5000
	inch	118 1/8	157 15/32	196 27/32
 weight:	kg	5,40	7,20	9,00
	lb	11,90	15,87	19,84
 volume:	cu m	0,0078	0,01	0,013
	cu ft	0,276	0,353	0,459
 weight:	kg	5,40	7,20	9,00
	lb	11,90	15,87	19,84

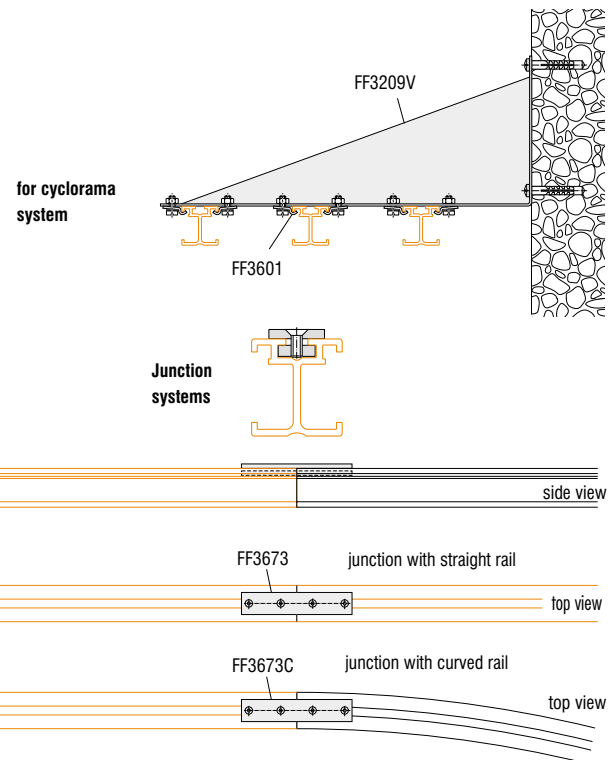
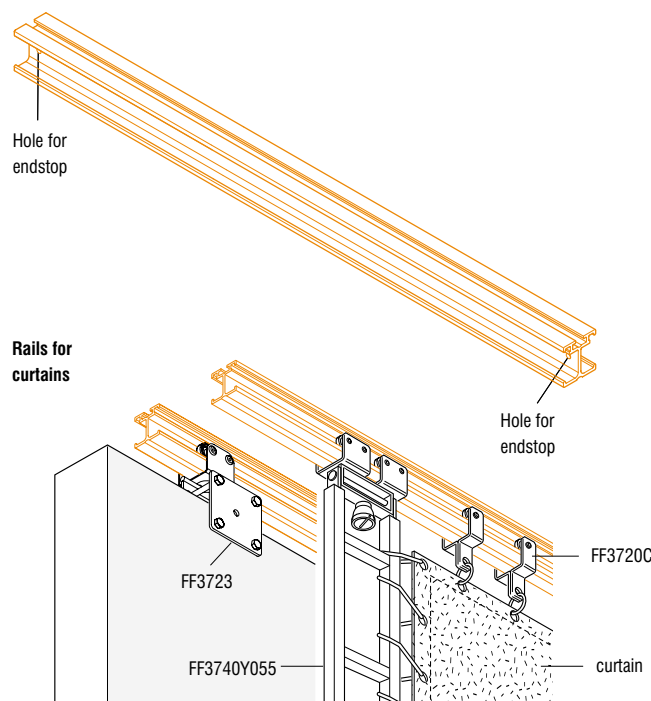
1


These aluminium rails are designed especially for curtain- and cyclorama- systems. Rail systems in each length and shape are possible by connecting 2 or more standard rails. End stops at each rail end are required.



scale 1:5

APPLICATIONS



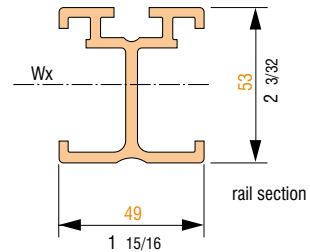
Metric measurements should be taken as reference. Imperial values have been calculated from metric and rounded to nearest 1/32 inch. 
IMPORTANT: installation must be carried out by qualified personnel and in accordance with the safety regulations of the country/region of installation.

Rails 50 - anchorage points

The spacing of rail brackets depends on the maximum load on the rail itself, but should generally be in accordance with the table below.

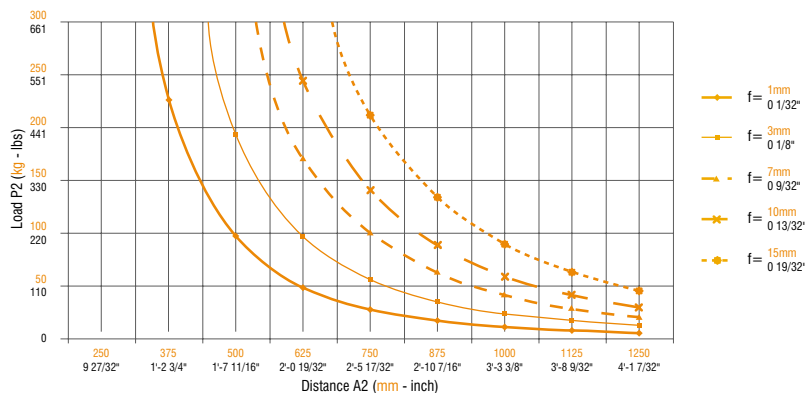
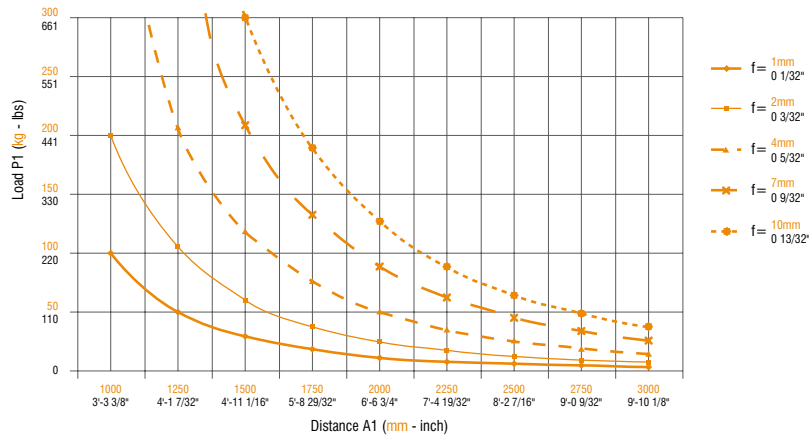
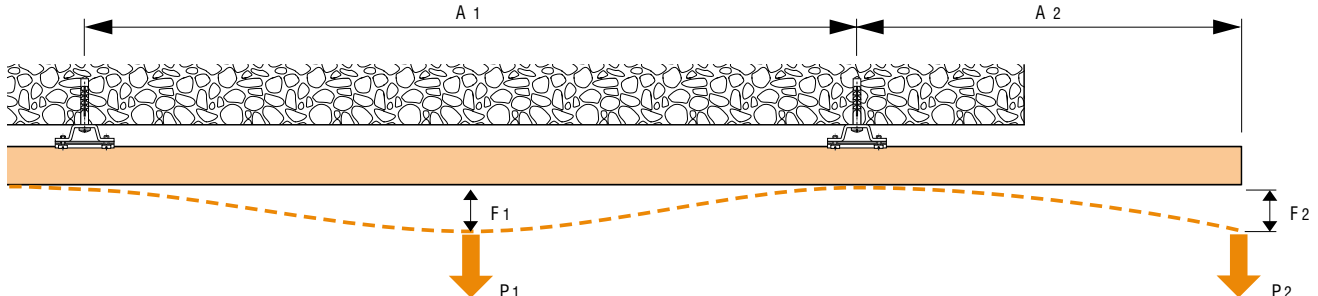
Example for A1 (distance between two support brackets) equals 3m (118 1/8"), the maximum load P1 equals 60kg (134lb).

To avoid sag due to point loads between two support points the spacing between two brackets should not exceed 2m (78 3/4").



weight: 1,80 kg/m linear
1,2 lb/ft linear

section modulus Wx: 10143 cu mm
0,619 cu inch



Attention Graphics are calculated for static loads. For application that foreseen loads over 200kg/441lbs and sagging over 3mm/1/8" please consult our thecnal office